




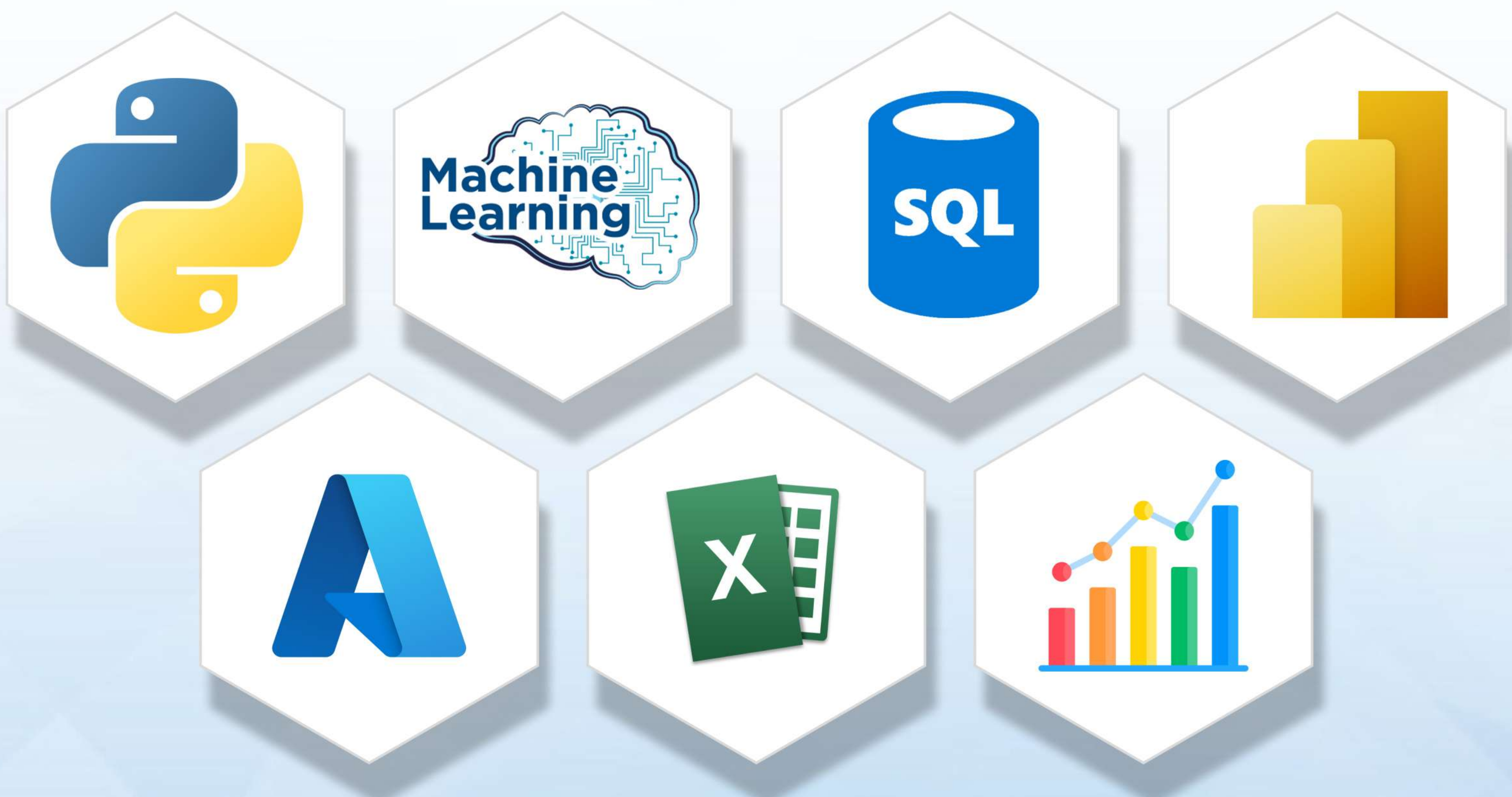
Data Professional

Content



&

Curriculum




Data Analytics(Python)



Python

Introduction to Python
Python for Data Analytics
Improve performance



SQL

Introduction to MYSQL
Advance SQL



Power BI

Module 1: Introduction
Module 2: Power BI Desktop
Module 3: All about Charts
Module 4: Introduction to DAX
Module 5: Dashboards




Excel

Introduction to Excel
Advance Excel
Excel VBA & MACRO



Job ready Here

Choose Your Path From here



Data Science

Statistics

Fundamental of statistics
Descriptive statistics
Inferential Statistics
Hypothesis Testing

Machine learning

Introduction to ML
Data Science Life Cycle
Regression
ML Libraries

Microsoft Certified Azure Data Fundamentals

Introduction to Azure
Azure Data Fundamentals

- Exploring NoSQL Databases
- Exploring NoSQL Databases
- Exploring Data Analytics



Job ready Here

Programming with Python

Master Python programming essentials for data analytics! Join our student-friendly course and explore data manipulation, algorithms, visualization, libraries, and automation.

Introduction to python

1. VARIABLES, EXPRESSIONS AND STATEMENTS
2. FUNCTIONS, ITERATIONS, STRINGS
3. CONDITIONALS AND LOOPS
4. LISTS, DICTIONARIES, TUPLES
5. FILES HANDLING & OPERATIONS
6. OOPS

3 WEEKS

Python for Data Analytics

1. DATA VISUALISATION
2. DATA MANIPULATION WITH NUMPY
3. DATA ANALYSIS WITH PANDAS
4. MATPLOTLIB & SEABORN

3 WEEKS

Improve performance

1. SPEED UP FILE LOADING
2. REDUCE MEMORY USAGE
3. SPEEDUP COLUMN OPERATIONS
4. OPTIMISE DATA FILTERING

2 WEEKS

2 Mentorship Session in a Week in Course



Course Project

EDA & Web Scrapping

Perform Web Scrapping & EDA .

Learning SQL

Unlock the power of SQL for data analytics! Enroll in our course and gain essential skills in data querying, database management, data manipulation, aggregation, and modeling. Learn to extract valuable insights from vast datasets and transform data into actionable information. Join us now to unleash the full potential of SQL in the realm of data analytics!

Introduction to MYSQL

2 WEEKS

1. MYSQL INSTALLATION
2. GETTING STARTED WITH SQL AND QUERIES
3. QUERIES WITH CONSTRAINTS
4. DDL STATEMENTS, DML STATEMENTS
5. JOINS IN SQL
6. QUERIES WITH AGGREGATES

Advance SQL

2 WEEKS

1. ANALYTICAL FUNCTION
2. DATABASE DESIGN
3. MYSQL PROCEDURAL EXTENSIONS
4. TRANSACTION CONTROL
5. QUERY PERFORMANCE

2 Doubt Clearing Session In Course



Course Project

Database Building

Create a Website Database.

Power BI

Elevate your data analytics expertise with Power BI! Enroll in our course to unleash the power of dynamic dashboards, stunning visualizations, and actionable reports. Master the art of transforming data into insights and making data-driven decisions. Join us now to become a Power BI wizard in data analytics!

Module 1

1 WEEKS

1. INTRODUCTION TO POWER BI
2. DATA CLEANING IN POWER QUERY EDITOR
3. MENU TABS IN POWER QUERY EDITOR
4. ADVANCE FUNCTION IN POWER QUERY EDITOR

Module 2

1 WEEKS

1. INTRODUCTION TO POWER BI DESKTOP
2. POWER BI DESKTOP MENU TAB
3. MEASURES IN POWER BI
4. INSERT MENU
5. DATA VISULIZATION

Module 3

1 WEEKS

1. CHARTS, MAPS, TABLES & ITS TYPES
2. INTRODUCTION TO DAX FUNCTION
3. DAX AND MEASURES
4. BASICS OF M LANGUAGE & BOOKMARK

Module 4

1 WEEKS

1. CREATE A DASHBOARD
2. CREATE FILTERS ON DASHBOARD
3. DASHBOARD OBJECTS
4. CREATE A STORY

2 Practice Session With Industry In Course



Course Project

Interactive Dashboard

Create Interactive Dashboard.

Start Learning Excel

Discover essential Excel skills such as data manipulation, formulas, charting, analysis tools, macros, collaboration, and data import/export to master efficient data management and analysis for informed decision-making.

2 WEEKS

Excel

1. FUNCTIONS, ADVANCED, FILTERS SORT
2. PIVOT TABLE, POWER PIVOT, LOGICAL FUNCTION
3. MATHEMATICAL FUNCTION IN EXCEL
4. LOOKUP AND REFERENCE FUNCTIONS
5. STATISTICAL FUNCTIONS

2 WEEKS

Excel VBA & MACRO

1. GETTING STARTED WITH VBA
2. SHEETS FUNCTIONS, RANGE FUNCTIONS, PUBLIC/PRIVATE SUBS
3. RAWS, COLUMN RANGES, ERRORS, ARRAYS
4. LOOPS, PRACTICAL, VARIOUS TYPE OF SELECTION, DELETE AND OTHER OPTIONS

Live Classes 3 Days In a Week In course



Course Project

Dashboard Creation

Create a beautiful
dashboard using Excel.



**You Have completed Data Analyst
NOW YOU ARE JOB READY**

Now you can Opt for Data Science

Data Science

Statistics

Fundamental of statistics

Descriptive statistics

Inferential Statistics

Hypothesis Testing

Machine learning

Introduction to ML

Data Science Life Cycle

Regression

ML Libraries

Microsoft Certified

Azure

Introduction to Azure

Azure Data Fundamentals


- Exploring NoSQL Databases
- Exploring NoSQL Databases
- Exploring Data Analytics

Job ready Here

Data Science

Excel

Introduction to Excel
Advance Excel
Excel VBA & MACRO



Python

Introduction to Python
Python for Data Analytics
Improve performance



SQL

Introduction to MYSQL
Advance SQL



Power BI

Module 1: Introduction
Module 2: Power BI Desktop
Module 3: All about Charts
Module 4: Introduction to DAX
Module 5: Dashboards




**Your Are Already here & Continue
to become a Data Science**

Job ready Here

Data Science

Statistics


Fundamental of statistics
Descriptive statistics
Inferential Statistics
Hypothesis Testing



Machine learning

Introduction to ML
Data Science Life Cycle
Regression
ML Libraries

Job ready Here



Statistics

Master statistics for data analysis! Join our specialized courses to learn probability, hypothesis testing, regression analysis, and data interpretation. Gain the skills to confidently analyze data and make informed decisions

Fundamental of statistics

1 WEEKS

1. BASICS OF STATISTICS
2. TYPES OF DATA, INTRODUCTION GATHERING DATA, DESCRIBING DATA
3. MAKING CONCLUSIONS, PREDICTIONS, PARAMETERS,
4. SAMPLE AND SAMPLE TYPES
5. MEASUREMENT LEVEL

Descriptive statistics

1. FREQUENCY TABLES
2. TENDENCY AND DISTRIBUTION OF DATA
3. MODE, AND MEDIAN MEAN, VARIANCE, STANDARD DEVIATION
4. COVARIANCE AND CORRELATION
5. RANGE, QUARTILE, AND PERCENTILE

1 WEEKS

Inferential Statistics

1 WEEKS

1. STATISTICAL INFERENCE & DISTRIBUTION
2. DISTRIBUTION AND ITS TYPES
3. T-DISTRIBUTION & ESTIMATION
4. PROPORTION ESTIMATION
5. MEAN ESTIMATION
6. CONFIDENCE INTERVALS

Hypothesis Testing

1. A/B TESTING
2. NULL AND ALTERNATIVE HYPOTHESIS
3. TYPE 1 AND TYPE 2 ERROR
4. STATISTICAL TESTS (STUDENT'S T-TEST, F-TEST, Z-TEST)
5. CHI-SQUARE TEST, ANOVA TEST, BINOMIAL TEST & SAMPLE MEDIAN TEST
6. TESTING PROPORTION AND TESTING MEAN

1 WEEKS

2 Practice Session With Industry In Course



Course Project
Assignments

Problem Solving Assignments

Machine learning

Master the essentials of Machine Learning! Join our courses to learn algorithms, model training, and prediction. Explore regression, classification, and clustering techniques. Gain the skills to analyze data and make accurate predictions. Enroll now and unlock the power of Machine Learning in your data analysis!

Introduction to ML

2 WEEKS

1. INTRODUCTION TO MACHINE LEARNING
2. DATA SCIENCE LIFE CYCLE & DATA CLEANING
3. FEATURE ENGINEERING & LINEAR REGRESSION
4. LINEAR REGRESSION OLS METHOD
5. LOGISTICS REGRESSION
6. DECISION TREE & RANDOM FOREST
7. BOOSTING ALOGO (ADABOOST & XG BOOST)
8. SUPPORT VECTOR MACHINE (SVM)
9. NAIVE BAYES, KNN, K MEANS
10. HIERARCHICAL CLUSTERING

ML Libraries

1. SCIKIT LEARN
2. TENSORFLOW

2 WEEKS

2 Practice Session With Industry In Course



Course Project
Capstone Projects

House Price Prediction.

Azure

Unleash Azure's potential! Enroll in our courses to master cloud computing, data analytics, machine learning, and more. Learn virtual machine deployment, data integration, and AI services. Gain the expertise to accelerate your digital transformation with Azure. Enroll now and harness the power of Azure for success!

3 WEEKS

Introduction to Azure

1. GETTING STARTED WITH DATA IN AZURE
2. GETTING STARTED WITH CLOUD AND AZURE
3. CREATING AZURE ACCOUNT
4. WHY DO WE NEED REGIONS AND AZS?
5. UNDERSTANDING REGIONS AND AVAILABILITY ZONES IN AZURE



Azure Data Fundamentals

1. EXPLORING STRUCTURED DATA - RELATIONAL DATABASES
2. EXPLORING OLAP RELATIONAL DATABASES
3. GETTING STARTED WITH RELATIONAL DATABASES IN AZURE
4. GETTING STARTED WITH AZURE SQL DATABASE
5. COURSE DOWNLOADS - AZURE SQL DATABASE

3 WEEKS

Exploring Data Analytics

1. GETTING STARTED WITH DATA ANALYTICS
2. UNDERSTANDING DATA ANALYSIS CATEGORIES
3. GETTING STARTED WITH BIG DATA - TERMINOLOGY AND EVOLUTION
4. UNDERSTANDING DATA WAREHOUSE BEST PRACTICE - DE NORMALIZED STAR SCHEMA

2 WEEKS

2 Practice Session With Industry In Course



Course Project
Building ETL

Have To Build ETL And Manage
Permissions



Thank
you

For More Information Visit Us At

www.digikull.com



Or Call/ Whatsapp At



+91 8383047314

